




## Maytag® 36-Inch Wide Side-by-Side Refrigerator with Exterior Ice and Water Dispenser - 25 Cu. Ft.

MSS25C4MGZ

### Available Finishes/Colours

 MSS25C4MGZ  
FingerPrint Resistant  
Stainless Steel

Dimensions		Specifications	
Depth	34.0	Required Accessories	EDR1RXD1B
Height	69.63	Fingerprint Resistant	Yes
Width	35.88		

Compatibility		Electrical	
Connectivity		Amps	15 or 20

Works With		Exterior	
		Handle Color	Stainless Steel

Controls		Exterior	
Control Location	Exterior Dispenser	Handle Material	Metal
Control Type	Electronic	Handle Type	Reach Through Handle
Control Lockout	No	Base Grille Color	Grey
Door Ajar Open Alarm	No	Cabinet Color	Grey
Max Cool Fast Cool	No	Cabinet Finish	Smooth
Water Filter Indicator Reset	Yes	Door Finish	Smooth
		Door Style	Contour

Specifications	
Country Of Origin	Mexico

This side-by-side refrigerator is built tough and easy-to-clean with its fingerprint resistant stainless steel finish. Built with plenty of storage options, including a specially designed soft freeze bin that puts you in control of the way foods freeze. Put in a pint of ice cream and it's soft enough to scoop. Frozen pizza storage stores two frozen pizza boxes upright and out of the way, so quick meals are an easy grab. The distinct and durable Signature Maytag® metal shelf adds a bold look to the inside. With an exterior ice and water dispenser for easy access, plus a 10-year limited parts warranty on the compressor, this side-by-side fridge will keep it all cool for years and years.






### Top Features

Fingerprint resistant stainless steel

Soft freeze bin

Frozen pizza storage

### Manuals & Literature:

-  [Dimension Guide](#)
-  [Energy Guide](#)
-  [Installation Guide](#)
-  [Owner Manual](#)
-  [Warranty Information](#)





# Side by Side Refrigerator

## PRODUCT MODEL NUMBERS

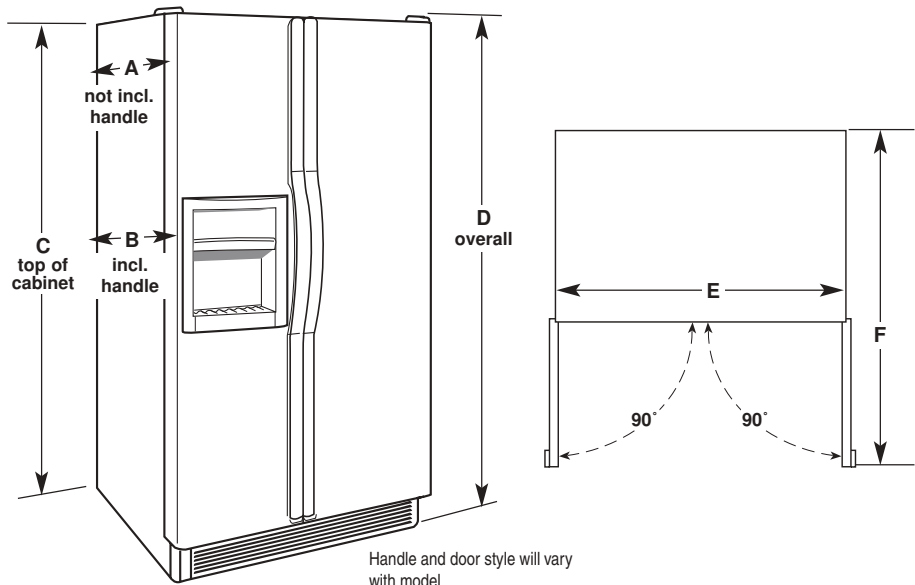
**MSS25C4MGB MSS25C4MGZ  
MSS25C4MGW**

**Electrical:** A 115-volt, 60-Hz, AC-only, 15- or 20-amp fused, grounded electrical supply is required. It is recommended that a separate circuit serving only your refrigerator be provided. Use an outlet that cannot be turned off by a switch. Do not use an extension cord.

**Water:** A cold water supply with water pressure of between 30 and 120 psi (207 and 827 kPa) is required to operate the water dispenser and ice maker. If you have questions about your water pressure, call a licensed, qualified plumber.

**Reverse Osmosis Water Supply:** The pressure of the water supply coming out of a reverse osmosis system going to the water inlet valve of the refrigerator needs to be between 30 and 120 psi (207 and 827 kPa).

## PRODUCT DIMENSIONS

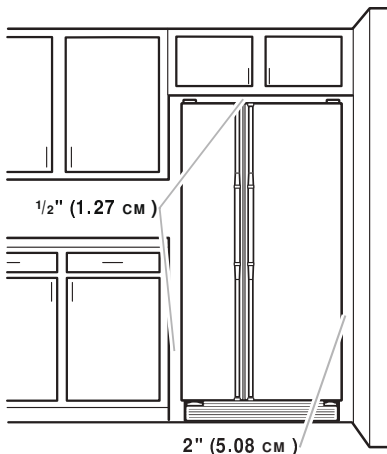


Handle and door style will vary with model.

Dimensions "C" and "D" include rollers extended 3/4" (1.9 cm).

Model Number	Depth Without Handles "A"	Depth - With Handles "B"	Height to Top of Cabinet "C"	Overall height "D"	Cabinet Width "E"	Depth with Doors Open 90° "F"
MSS25C4MGB 24.51 cu. ft.	31 <sup>5</sup> / <sub>8</sub> " (80.31 cm)	34" (86.36 cm)	68 <sup>5</sup> / <sub>8</sub> " (174.31 cm)	69 <sup>1</sup> / <sub>4</sub> " (175.9 cm)	35 <sup>1</sup> / <sub>2</sub> " (90.2 cm)	49 <sup>5</sup> / <sub>8</sub> " (126.05 cm)
MSS25C4MGZ 24.51 cu. ft.	31 <sup>5</sup> / <sub>8</sub> " (80.31 cm)	34" (86.36 cm)	68 <sup>5</sup> / <sub>8</sub> " (174.31 cm)	69 <sup>1</sup> / <sub>4</sub> " (175.9 cm)	35 <sup>1</sup> / <sub>2</sub> " (90.2 cm)	49 <sup>5</sup> / <sub>8</sub> " (126.05 cm)
MSS25C4MGW 24.51 cu. ft.	31 <sup>5</sup> / <sub>8</sub> " (80.31 cm)	34" (86.36 cm)	68 <sup>5</sup> / <sub>8</sub> " (174.31 cm)	69 <sup>1</sup> / <sub>4</sub> " (175.9 cm)	35 <sup>1</sup> / <sub>2</sub> " (90.2 cm)	49 <sup>5</sup> / <sub>8</sub> " (126.05 cm)

## LOCATION REQUIREMENTS



To ensure proper ventilation for your refrigerator, allow for 1/2" (1.27 cm) of space on each side and at the top. Allow for 1" (2.54 cm) of space behind the refrigerator. If your refrigerator has an ice maker, allow extra space at the back for the water line connections. When installing your refrigerator next to a fixed wall, leave a 2" (5.08 cm) minimum space on each side (depending on your model) to allow the doors to swing open.

### NOTES:

- This refrigerator is intended for use in a location where the temperature ranges from a minimum of 55°F (13°C) to a maximum of 110°F (43°C). The preferred room temperature range for optimum performance, which reduces electricity usage and provides superior cooling, is between 60°F (15°C) and 90°F (32°C). It is recommended that you do not install the refrigerator near a heat source, such as an oven or radiator.
- Normal minimum cabinet cutout width required for product installation is 36" (91.44 cm). However, if the product is placed against an extended wall and the ability to remove the crisper pans is desired, an additional 18" (45.72 cm) of cabinet width is required, so a total cabinet opening width of 54" (137.16 cm) is recommended.